

ARCHITECTURE OF HAIRDRESSING SALONS

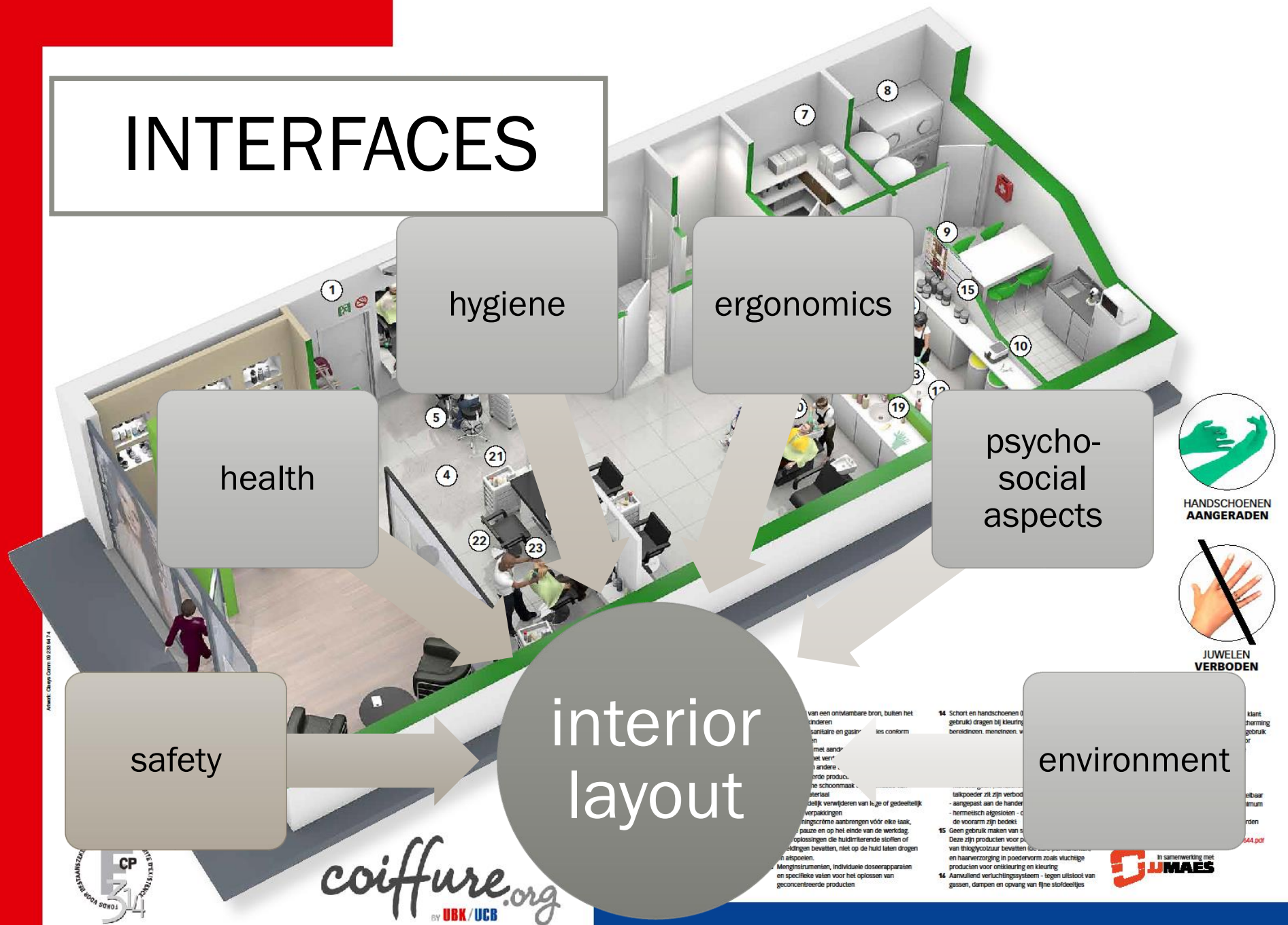
ENHANCING WORKING ENVIRONMENTS

Prevention and wellbeing at work

11/04/2018

Anne Bertrand

INTERFACES



ELEMENTS AFFECTING CHOICE

- Cost
- Personal comfort and comfort of customer
- Ergonomics aspect
- Appearance (depending on price)

No specific subsidies for ergonomic equipment

Financial contribution

For hairdressers with a restriction if changes to work station and equipment is required

Flemish Employment Agency – Disability Department (VDAB)

IMPACT INTERIOR DESIGN ON WORK SITUATION

Safe environment

- *Lighting*
- *Ventilation*
- *Tidiness and neatness*
- *Fire prevention*
- *Electrical installations, gas and water installations*

Healthy environment

- *Environmental factors (noise, temperature, etc.)*
- *Hygiene*
- *Furniture and accessories*
- *Social facilities*

PUBLIC BUILDINGS

ACCESS

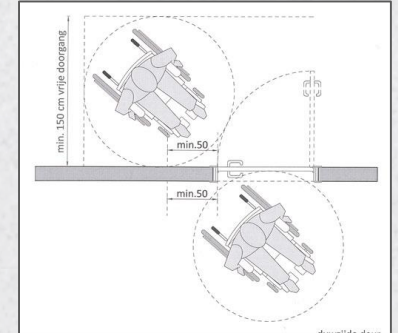
On request urban planning permit: accessibility to include in building application

- New buildings or conversions with application for permit: should meet access requirements
- Access zone depending on the size of the building (total public access surface area)
 - Hairdressing business: (if public surface area $<150\text{m}^2$): only accessible entrance compulsory
- Obligation owner
- Given legal obligation, no subsidies

AREAS REQUIRING ATTENTION

Building: in good condition, well lit, safe and easy to access from

- *Public transport*
- *Public highway*
- *Car parking possibilities*



Hairdressing salon: easy access

- *Access road*
- *Door: sufficiently big, opens in the direction of evacuation*
- *Glass surface (window): in suitable safety material*



Access for all

Disabled people, the elderly, parents with prams

Accessible, practicable, comprehensible, affordable

Special facilities for access (slopes, steps)

– Door opening: sufficient room for manoeuvring

*Advice and assistance from the National Agency for
Local Government on Equal Opportunities*



LIGHTING

- See EU norm NBN EN 12464-1 (lighting of indoor workplaces) and in compliance with legal regulations
- Must at least meet the following conditions:
 - *Daylight in combination with artificial light in order to achieve even light throughout*

Strength light depends on the type of work :

- 200 lux for social facilities
- 300 lux for the reception
- 400 lux on the shop floor

- Non-blinding
- Led lighting
 - *Consumption*
 - *Lifespan*
- Curtains, strip blinds and sun blinds avoid blinding or reflection

AIR QUALITY

Indoor air polluters:

- *Chemical substances released while preparing and carrying out dyeing and perms*
- *When using cleaning products for instance, smoke producers, pollutants from building materials, etc.*

Good working climate

- *Air circulation: mechanical ventilation, including in the toilets*
 - Fresh air supply: supply of fresh air, extraction of polluted air
 - Minimum supply of fresh air: 100m³/hour/person
- *Extra extraction system in laboratory*



TEMPERATURE

- Rooms sufficiently insulated
- The temperature set according to the nature of the activities and weather conditions :
 - *Not too hot, not too cold*
 - *Different settings for each room*
 - *No significant temperature fluctuations or drafts via doors, windows or ventilation*
 - *Comfort when temperatures are high and there is a high physical workload*
 - Shutters and curtains
 - Artificial ventilation

ELECTRICAL INSTALLATIONS

General regulations governing electrical installations

- *Strict regulations*
- *Regular inspections*
- *Analysis and evaluation of risks*

Accessible electricity cabinet

Focus on degree of protection and protective equipment

Wiring

Electrical extension wires

ELECTRICAL APPLIANCES

Focus on recognised hallmarks as a guarantee of

- *observation of the strictest international safety and quality norms*
- *the quality of the production process of the appliance (CEBEC, CE)*

Regular inspections

Repairs by specialists

Material should have double insulation identifiable by the double square on the plate with type of model

GAS AND WATER INSTALLATIONS

Regular inspections by certified technicians

Appropriate air-conditioning settings depending on workload, number of people present, the season, etc.

FIRE

Legal obligation to carry out a fire risk analysis (Royal Decree 28/03/2014)

Regular inspections of electrical, gas and water installations as well as air conditioning and electrical appliances

Evacuation plan

General smoking ban

Fire-resistant doors

Fire extinguishers

Smoke alarms

EMERGENCY EXIT

Accessibility

Visibility

Evacuation route

Obstacles

ACCESSORIES AND FURNITURE

- Flame-resistant material (decorative elements)
- Durable products
- Maintenance-friendly

FOCUS ON dB(A)

- Space > 80 dB(A)
- Sound-dampening and/or sound-absorbent material
- Silent hairdryers

FLOORS

- Stable and non-slip
- No obstacles
- With hatch (tidiness)
- Electrical sockets
- Where possible, sound-dampening (entrance)
- Environmentally-friendly equipment

SHOP FLOOR

- Sufficient room to move around in
 - behind the chair: 100cm
 - between the side of the chair and the wall: min 70cm
- Stools and trolleys within hand's reach - behind the wash unit: min 50cm
- Equipment should be stored away safely and not in the corridor
- There should be a sufficient number of hairdresser stools and trolleys within hand's reach

WALLS

- Acoustic and flame-resistant
- Maintenance-friendly
- Environmentally friendly paint (<solvents) e.g. Natureplus

Hydraulic hairstyling chair

Height-adjustable
Comfortable
With child chair or cushion
Adjustable back support

Hairdresser stool

Height-adjustable (45-59cm high)
With/without back rest
Types of seat (e.g. pony or bicycle saddle)
Caster wheels
Circular footrest

Washing unit

Should be height-adjustable (hydraulic pump)
Height-adjustable and tiltable wash basin (horizontally and vertically)
Taps should be close to the hairdresser
Accessible for the most common types of wheelchairs
Design adjusted so that it is possible to work more closely: both standing and seated (room for feet and legs)
The chair for the customers should be adjustable and be fitted with fold-out footrests
Possibility of chair → wash bed
Disadvantage: high cost

FOCUS ON ERGONOMICS

- Wide range of ergonomic equipment to guarantee the comfort of both hairdresser and customers
- Furniture should comply with ergonomic guidelines
- Combination options should ensure for optimal working height

FOCUS ON HYGIENE

Order and cleanliness on the workflow

Labo / mixing station

- Partly separate from the shop floor
- Additional ventilation system
- Furniture in flat, smooth material
- Wash basin with running water
- Work surface at the right height
- Easily accessible storage area for products
- Environment-friendly removal of packaging material

Storage

- Safe storage of cosmetic products
 - *dry*
 - *appropriate temperature*
 - *closed bottles*
 - *original packaging*
- Inflammable products (labelling)









- Adapted to the activity
- Sufficiently well lit
- No obstacles
- Stairs in good condition, with anti-slip surface
- Banister and balustrades at the right height and firmly anchored





SOCIAL PROVISIONS

Place to eat, get changed, take a break, toilets, etc.

- Changing room, eating room and washroom separate from the shop floor
- Eating room /relaxation room to take a break with a chair, table, water supply, fridge and microwave oven
- Separate toilets for men/women
<10 employees: possibility to use the rooms in the home of the proprietor
- First Aid kit







PICTURES HAIRDRESSING SALONS



WEBSITES

www.coiffure.org

www.energiebesparen.be

www.inter.vlaanderen

www.milieubewust.net

www.toegankelijkgebouw.be

www.oiraproject.eu

www.vdab.be

www.werk.belgie.be

